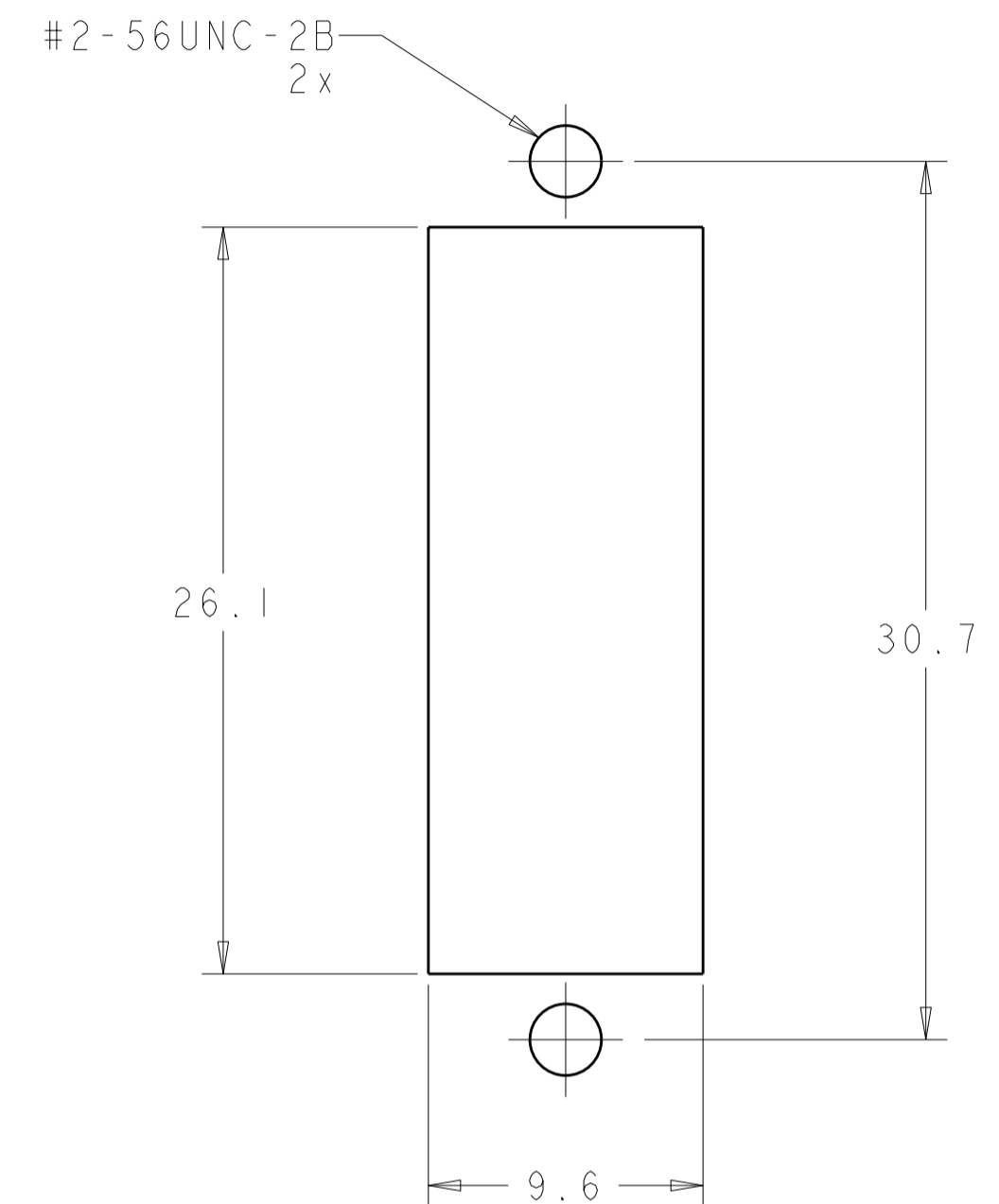
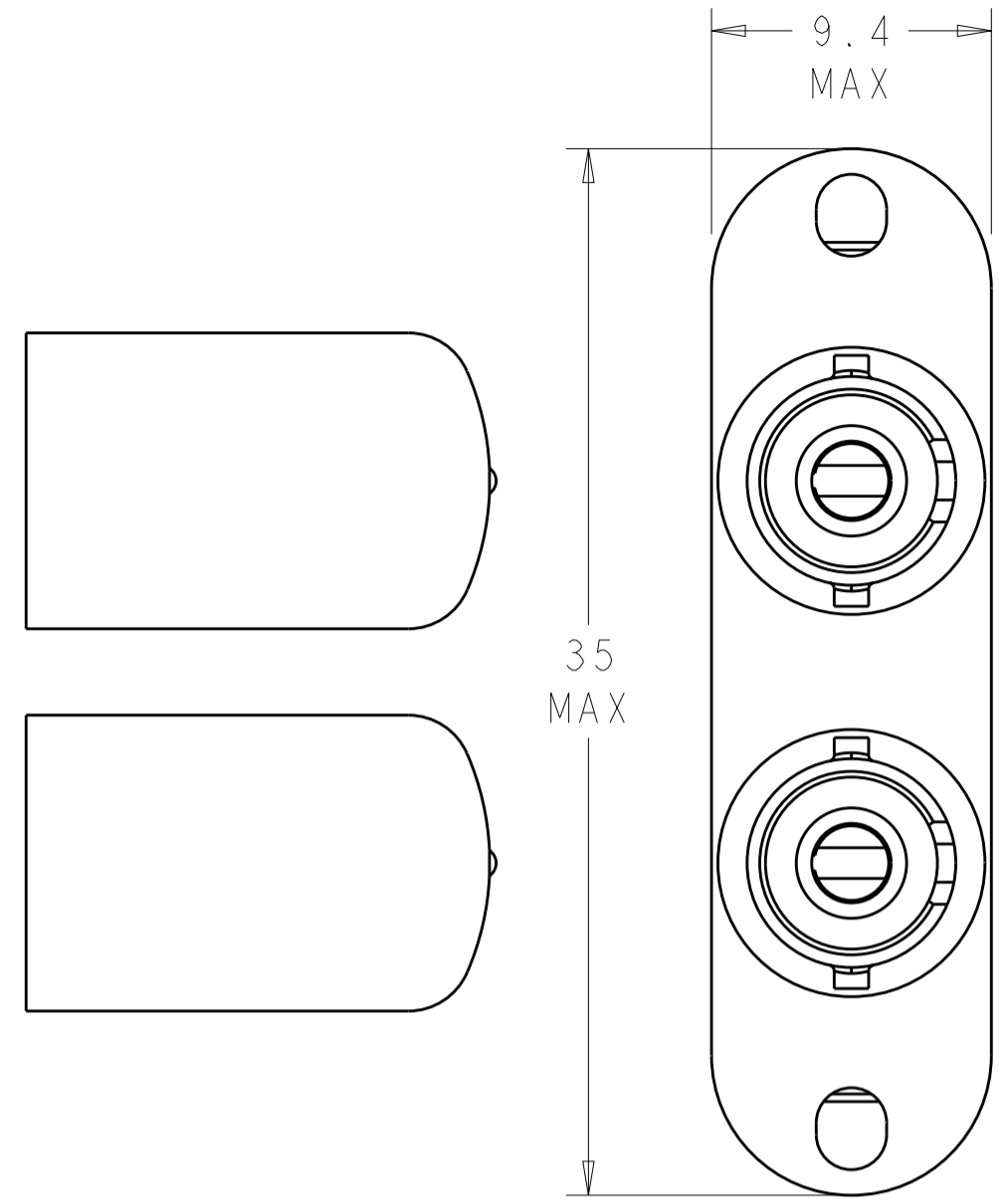
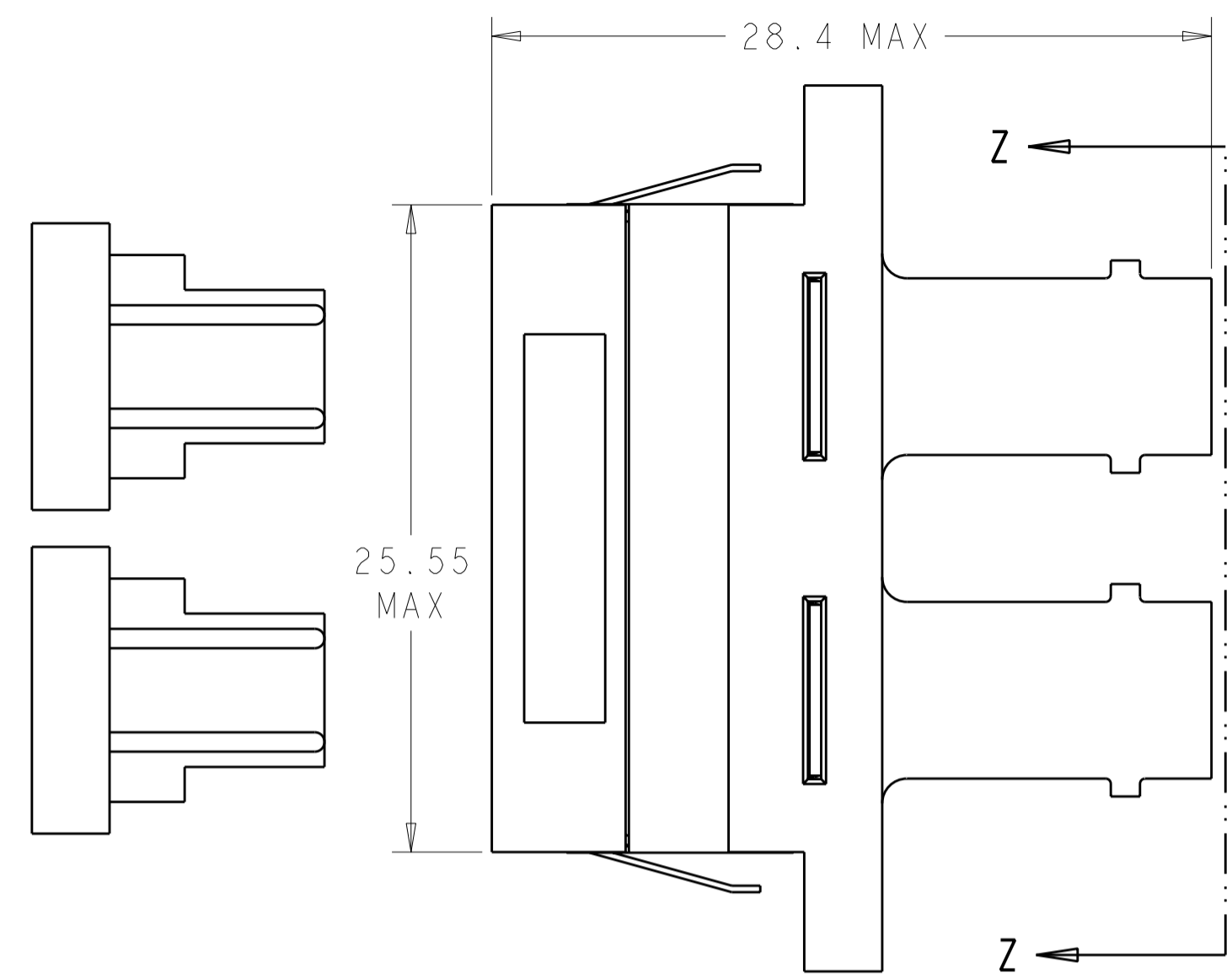
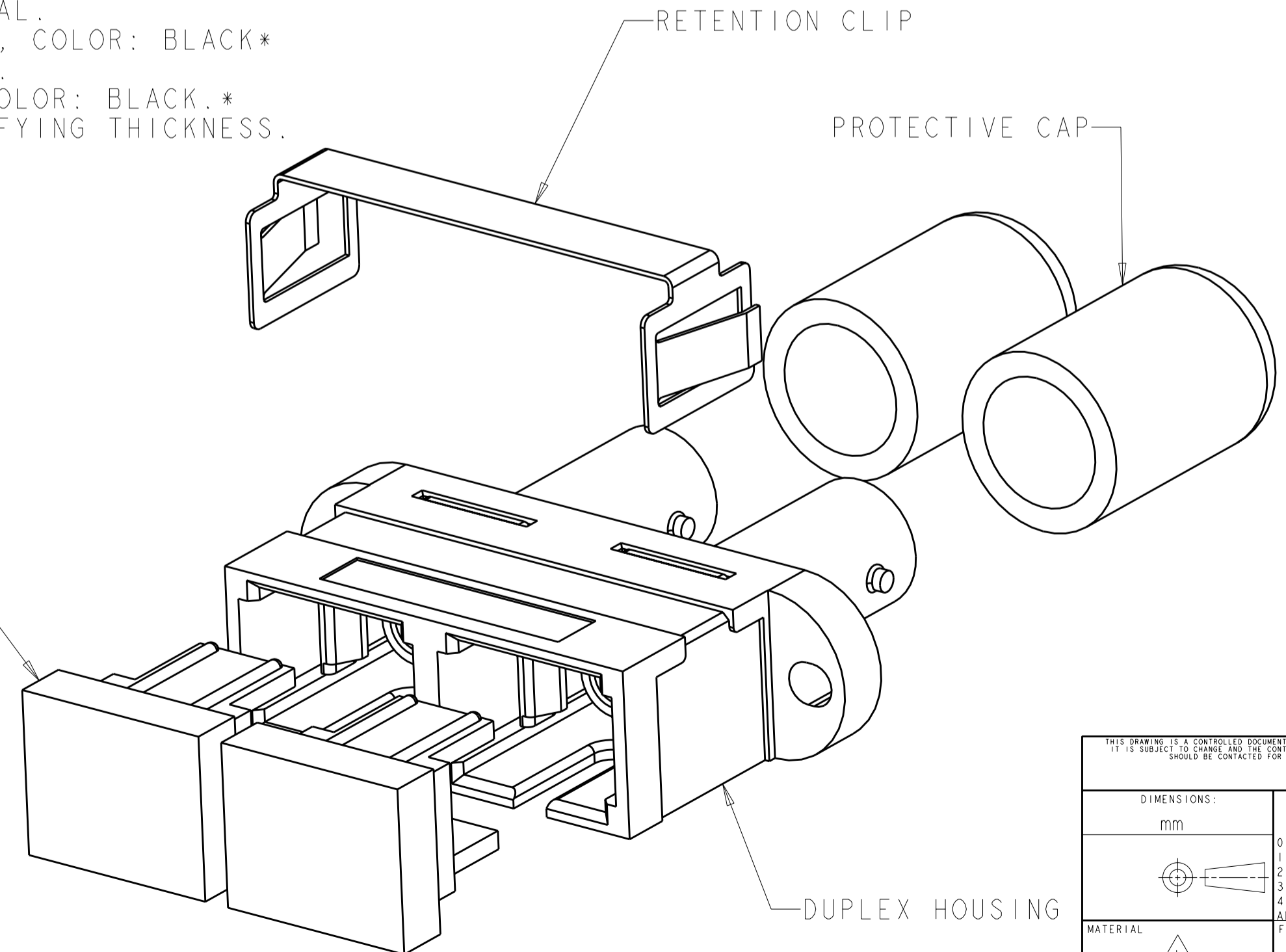


THIS DRAWING IS UNPUBLISHED. RELEASED FOR PUBLICATION 20  
 © COPYRIGHT 20 BY TYCO ELECTRONICS CORPORATION. ALL RIGHTS RESERVED.

LOC	DIST	REVISIONS			
P	LTR	DESCRIPTION	DATE	DWN	APVD
CE	00	A	REVISE PER ECR-06-000779	12JAN2006	BB SB
		B	REVISE PER ECR-07-014489	10JUL2007	BB SM
		C	REVISE PER ECR-08-000844	23JAN2008	BB SM



△ MATERIAL:  
 HOUSING: PBT-GF30, SEE DASH NUMBERS FOR COLORS.\*  
 RETENTION CLIP: STAINLESS STEEL.  
 ALIGNMENT SLEEVE: METAL.  
 PROTECTIVE COVER: TPE, COLOR: BLACK\*  
 PROTECTIVE CAP: VINYL.  
 RETAINER: PEI-GF30, COLOR: BLACK.\*  
 \*UL94 V-0 RATED AT QUALIFYING THICKNESS.



SUGGESTED PANEL CUTOUT  
 MAXIMUM PANEL THICKNESS 1.7

RETENTION CLIP	BLACK	5504663-6
RETENTION CLIP	AQUA	5504663-5
RETENTION CLIP	BEIGE	5504663-4
NONE	BEIGE	5504663-2
NONE	LT ALMOND	5504663-1
HARDWARE	COLOR	PART NUMBER

THIS DRAWING IS A CONTROLLED DOCUMENT FOR TYCO ELECTRONICS CORPORATION IT IS SUBJECT TO CHANGE AND THE CONTROLLING ENGINEERING ORGANIZATION SHOULD BE CONTACTED FOR THE LATEST REVISION.		DWN B. BRIGGS 16MAY2005 CHK S. MILLER 16MAY2005 APVD S. BUCHTER 16MAY2005	Tyco Electronics Harrisburg, PA 17105-3608
DIMENSIONS: mm 	TOLERANCES UNLESS OTHERWISE SPECIFIED: 0 PLC ± 1 PLC ±0.1 2 PLC ±0.05 3 PLC ± 4 PLC ± ANGLES ± FINISH	PRODUCT SPEC APPLICATION SPEC WEIGHT CUSTOMER DRAWING	NAME RECEPTACLE ASSEMBLY, DUPLEX, AMP SC TO BAYONET SIZE A2 CAGE CODE 00779 DRAWING NO C-5504663 RESTRICTED TO SCALE 4:1 SHEET 1 OF 1 REV C